




	Test report n.	241-QL18-R02 ver. 0	 <small>LAB N°1235</small> <small>Membro degli Accordi di Mutuo Riconoscimento EA, IAF e ILAC</small> <small>Signatory of EA, IAF and ILAC Mutual Recognition Agreements</small>
	Applicant	LARES di Claudio Lerici Regione Viazzi, 6 15010 Castelletto d'Erro (AL)	
	EUT/Type	Diffuse light source SC_04 (IEN 7121)	

TEST REPORT Nr. 241-QL18-R02 ver. 0

Addresses Indirizzi		
Applicant Richiedente		LARES di Claudio Lerici - Regione Viazzi, 6 - 15010 Castelletto d'Erro (AL)
Manufacturer Produttore		Same as applicant/ Come il richiedente
Test laboratory Laboratorio di prova		Qualilab s.r.l. Via Trento, 87 25020 – Capriano del Colle (BS)
Dates and authorization Date e autorizzazioni		
EUT acceptance date Data accettazione campioni		Simultaneously with the beginning of the test. Contestualmente all'inizio delle prove.
Report Date Data preparazione rapporto di prova		07/02/2018
Authorization Autorizzazioni	Ing. Carsten Seyring Test engineer	
	Ing. Michele Peschiera Reviewer	 
Equipment under test EUT (data declared by the applicant) Dispositivo sottoposto a prova EUT (Dati forniti dal richiedente)		
EUT description Descrizione EUT		Diffuse light source
Type Modello		SC_04 IEN 7121
Light source: Sorgente luminosa:		-
Multimeter: Multimetro :		DMM Agilent U1253A S/N MY48430011
Marking Marcature		-
Applicable norms Norme applicabili		
		CIE 15:2004 Colorimetry and CIE 70:1987 Measurement of absolute luminous intensity distribution

The test results and observations indicated in this test report refer exclusively to the samples tested. It is not permitted to transfer the results to other systems or configurations. The publication or duplication of this test report with enclosures, or Part of this test report or enclosures, without a written consent of the test laboratory is not permitted. The test laboratory not assumes any liability to any loss, expense or damage occasioned by the use of this report. Any use of the laboratories name or one of its marks for the sale or advertisement of the tested material, product or service must first be approved in writing by the test laboratory. In case of a multilingual test report, the English version is the only official version.

I risultati e le osservazioni indicate in questo rapporto di prova sono riferite esclusivamente ai campioni testati. Non è permesso utilizzare i risultati e le osservazioni di questo rapporto di prova per altri sistemi o configurazioni. Non è permessa la pubblicazione o la duplicazione completa o parziale di questo rapporto di prova e dei suoi allegati senza un consenso scritto da parte del laboratorio di prova. Il laboratorio di prova non si assume responsabilità nei confronti di terzi per danni o eventuali costi derivanti dall'utilizzo dei dati presenti in questo rapporto di prova. Ogni uso del nome del laboratorio di prova e dei suoi marchi per la vendita o per pubblicizzare il prodotto testato deve essere prima approvato in forma scritta dal laboratorio di prova. In caso di rapporti di prova con più lingue, la versione inglese è da considerarsi quella ufficiale.

	Test report n.	241-QL18-R02 ver. 0	 <small>LAB N°1235</small> <small>Membro degli Accordi di Mutuo Riconoscimento EA, IAF e ILAC</small> <small>Signatory of EA, IAF and ILAC Mutual Recognition Agreements</small>
	Applicant	LARES di Claudio Lerici Regione Viazzi, 6 15010 Castelletto d'Erro (AL)	
	EUT/Type	Diffuse light source SC_04 (IEN 7121)	

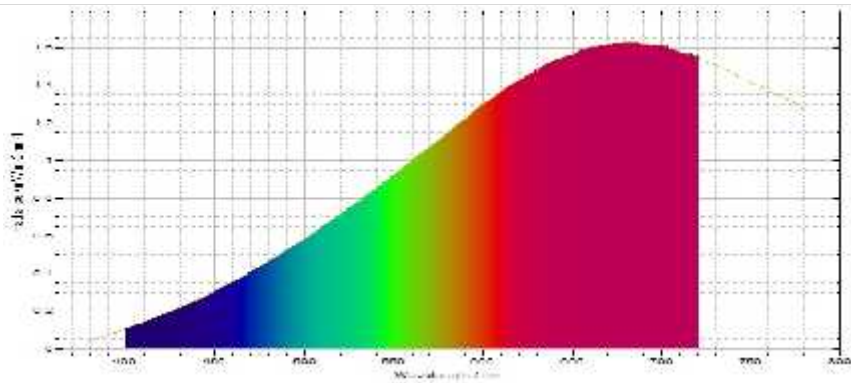
Test Name Identificazione prova	Test Procedure Procedura di prova	Test Requirement Requisito di prova	Test Result Esito Prova
Intensity distribution in [cd] at 10m distance	The sample was mounted (with the support provided by the manufacturer) on the goniometer and powered with the constant current of 4,000 A; the intensity distribution in 10m was measured and the maximum intensity was determined	N/A	$I_{\max}[\text{cd}] = 75,0 \text{ cd}$ in $2.00^\circ \text{ H}; -1.00^\circ \text{ V}$
Calibration to standard illuminant A	The sample was mounted on the goniometer; the current to emit standard illuminant A in the optical axis was determined	N/A	$CCT = 2858 \text{ K}$ $I_{\text{illuminant A}}[\text{A}] = 4,072 \text{ A}$
Intensity distribution in [cd] at 10m distance at illuminant A	The sample was mounted on the goniometer; the current to emit standard illuminant A was applied, the maximum intensity was measured	N/A	$I_{\text{illuminant A}}[\text{A}] = 4,072 \text{ A}$ $I_{\max_A}[\text{cd}] = 83,3 \text{ cd}$

Uncertainty Incertezza	
Photometric parameter Parametri fotometrici	Luminous intensity, illuminance: 1,8% Intensità luminosa, illuminamento
Correlated colour temperature Temperatura colore	$\pm 21 \text{ K}$
Statement Dichiarazione	<p>The measured value (y) and the associated expanded uncertainty (U) represent the interval ($y \pm U$) which contains the value of the measured quantity with a probability of approximately 95 % and a coverage factor $k = 2$.</p> <p>The values into the different appendix have the maximum significant figures managed by the measurement software.</p> <p>Il valore misurato (y) e l'incertezza estesa associata (U) rappresentano l'intervallo ($y \pm U$) che contiene il valore della grandezza misurata con una probabilità di circa il 95% e un fattore di copertura $k=2$.</p> <p>I valori negli appendici sono riportati con il massimo numero di cifre significative gestite dal software della strumentazione.</p>

	Test report n.	241-QL18-R02 ver. 0	 LAB N°1235 Membro degli Accordi di Mutuo Riconoscimento EA, IAF e ILAC Signatory of EA, IAF and ILAC Mutual Recognition Agreements
	Applicant	LARES di Claudio Lerici Regione Viazzi, 6 15010 Castelletto d'Erro (AL)	
	EUT/Type	Diffuse light source SC_04 (IEN 7121)	

APPENDIX I	SC.04 – intensity [cd]																																																																														
Norm and applicable points	CIE 70																																																																														
Sample identification	241-QL18-S02																																																																														
Place of testing	QUALILAB s.r.l. Via Trento, 87 25020 – Capriano del Colle (BS)																																																																														
Test date	07/02/2018																																																																														
Environmental conditions	Temperature 23°C±3°C																																																																														
Instruments	Goniometer LMT GOH1200 QL-IN-002 DMM Agilent U1253A S/N MY48430011																																																																														
Test procedure	The sample was prepared, stabilized and measured like defined in CIE70																																																																														
Test requirements	n.a.																																																																														
Test measurement	<p>The sample was mounted onto the test stand, provided by the manufacturer. The sample was set into the pivot point of the goniometer and the optical axis was installed perpendicular to the photometer head.</p> <p>The DMM was connected in series to the bulb circuit to measure the current during the test.</p> <p>The sample was powered with a constant current of 4,000A and the distribution was measured in order to determine the maximum intensity in [cd].</p>																																																																														
TEST RESULT	<table><tr><td>Program:</td><td colspan="3">max scan 25-25 15-15</td></tr><tr><td>max scan</td><td colspan="3"></td></tr><tr><td>Name:</td><td colspan="3">LARES 241-QL18 SC.04 (IEN 7121) max cd 2018 at 4.00 A</td></tr><tr><td>Number:</td><td colspan="3">constant A 4.00 A</td></tr><tr><td>Report</td><td colspan="3"></td></tr><tr><td>Test no.:</td><td colspan="3"></td></tr><tr><td>Lamp type:</td><td colspan="3"></td></tr><tr><td>Lamp no.:</td><td colspan="3">SC.04</td></tr><tr><td>Lamp flux:</td><td>0 lm</td><td>Operator:</td><td>Qualilab</td></tr><tr><td>Voltage:</td><td>11,870 V</td><td>Date:</td><td>07/02/2018 9.18.03</td></tr><tr><td>Current:</td><td>4,000 A</td><td>File:</td><td>LARES 241-QL 18 SC.04 (IEN 7121) max cd 2018 at 4.00 A</td></tr><tr><td>Comment:</td><td colspan="3">constant current 4.00 A measured with: Agilent DMM mod.U1253A Sn MY48430011</td></tr></table> <table><tr><th colspan="10">max scan 25-25 15-15</th></tr><tr><th>Function</th><th>Mean</th><th>Max</th><th>I</th><th>H</th><th>V</th><th>Rea.m</th><th>H</th><th>V</th><th>N.O.K.</th></tr><tr><td>25L to 25H 15U to 15U</td><td>0</td><td>0</td><td>(57.21 75.0</td><td>25.00° 2.00°</td><td>15.00° -1.00°</td><td></td><td></td><td></td><td></td></tr></table>	Program:	max scan 25-25 15-15			max scan				Name:	LARES 241-QL18 SC.04 (IEN 7121) max cd 2018 at 4.00 A			Number:	constant A 4.00 A			Report				Test no.:				Lamp type:				Lamp no.:	SC.04			Lamp flux:	0 lm	Operator:	Qualilab	Voltage:	11,870 V	Date:	07/02/2018 9.18.03	Current:	4,000 A	File:	LARES 241-QL 18 SC.04 (IEN 7121) max cd 2018 at 4.00 A	Comment:	constant current 4.00 A measured with: Agilent DMM mod.U1253A Sn MY48430011			max scan 25-25 15-15										Function	Mean	Max	I	H	V	Rea.m	H	V	N.O.K.	25L to 25H 15U to 15U	0	0	(57.21 75.0	25.00° 2.00°	15.00° -1.00°				
Program:	max scan 25-25 15-15																																																																														
max scan																																																																															
Name:	LARES 241-QL18 SC.04 (IEN 7121) max cd 2018 at 4.00 A																																																																														
Number:	constant A 4.00 A																																																																														
Report																																																																															
Test no.:																																																																															
Lamp type:																																																																															
Lamp no.:	SC.04																																																																														
Lamp flux:	0 lm	Operator:	Qualilab																																																																												
Voltage:	11,870 V	Date:	07/02/2018 9.18.03																																																																												
Current:	4,000 A	File:	LARES 241-QL 18 SC.04 (IEN 7121) max cd 2018 at 4.00 A																																																																												
Comment:	constant current 4.00 A measured with: Agilent DMM mod.U1253A Sn MY48430011																																																																														
max scan 25-25 15-15																																																																															
Function	Mean	Max	I	H	V	Rea.m	H	V	N.O.K.																																																																						
25L to 25H 15U to 15U	0	0	(57.21 75.0	25.00° 2.00°	15.00° -1.00°																																																																										

	Test report n.	241-QL18-R02 ver. 0	 LAB N°1235 Membro degli Accordi di Mutuo Riconoscimento EA, IAF e ILAC Signatory of EA, IAF and ILAC Mutual Recognition Agreements
	Applicant	LARES di Claudio Lerici Regione Viazzi, 6 15010 Castelletto d'Erro (AL)	
	EUT/Type	Diffuse light source SC_04 (IEN 7121)	

APPENDIX II	SC.04 – current for standard illuminant A																		
Norm and applicable points	CIE 15																		
Sample identification	241-QL18-S02																		
Place of testing	QUALILAB s.r.l. Via Trento, 87 25020 – Capriano del Colle (BS)																		
Test date	06/02/2018																		
Environmental conditions	Temperature 23°C±3°C																		
Instruments	Goniometer LMT GOH1200 QL-IN-002 Spectrometer BENTHAM IDR3000-PSL QL-IN-009 DMM Agilent U1253A S/N MY48430011																		
Test procedure	The sample was prepared, stabilized and measured like defined in CIE15																		
Test requirements	n.a.																		
Test measurement	<p>The sample was mounted onto the test stand, provided by the manufacturer. The sample was set into the pivot point of the goniometer and the optical axis was installed perpendicular to the spectrometer head.</p> <p>The DMM was connected in series to the bulb circuit to measure the current during the test.</p> <p>The constant current to emit standard illuminant A was determined.</p>																		
TEST RESULT	 <table border="1"> <thead> <tr> <th>SC04</th><th colspan="2">diffuse lamp LARES</th><th></th><th></th></tr> <tr> <th></th><th>CCT [K]</th><th>I [A]</th><th colspan="2">Color point</th></tr> </thead> <tbody> <tr> <td>ill A</td><td>2858K</td><td>4,072A</td><td>x=0,4497</td><td>y=0,4118</td></tr> </tbody> </table>				SC04	diffuse lamp LARES					CCT [K]	I [A]	Color point		ill A	2858K	4,072A	x=0,4497	y=0,4118
SC04	diffuse lamp LARES																		
	CCT [K]	I [A]	Color point																
ill A	2858K	4,072A	x=0,4497	y=0,4118															

	Test report n.	241-QL18-R02 ver. 0	 LAB N°1235 Membro degli Accordi di Mutuo Riconoscimento EA, IAF e ILAC Signatory of EA, IAF and ILAC Mutual Recognition Agreements
	Applicant	LARES di Claudio Lerici Regione Viazzi, 6 15010 Castelletto d'Erro (AL)	
	EUT/Type	Diffuse light source SC_04 (IEN 7121)	

APPENDIX III	SC.04 – intensity [cd] at illuminant A																																																																														
Norm and applicable points	CIE 70																																																																														
Sample identification	241-QL18-S02																																																																														
Place of testing	QUALILAB s.r.l. Via Trento, 87 25020 – Capriano del Colle (BS)																																																																														
Test date	07/02/2018																																																																														
Environmental conditions	Temperature 23°C±3°C																																																																														
Instruments	Goniometer LMT GOH1200 QL-IN-002 DMM Agilent U1253A S/N MY48430011																																																																														
Test procedure	The sample was prepared, stabilized and measured like defined in CIE70																																																																														
Test requirements	n.a.																																																																														
Test measurement	<p>The sample was mounted onto the test stand, provided by the manufacturer. The sample was set into the pivot point of the goniometer and the optical axis was installed perpendicular to the photometer head.</p> <p>The DMM was connected in series to the bulb circuit to measure the current during the test.</p> <p>The sample was powered with a constant current of 4,072A which produces standard illuminant A (2858K) and the distribution was measured in order to determine the maximum intensity in [cd].</p>																																																																														
TEST RESULT	<table><tr><td>Program:</td><td colspan="3">max I scan 25-25 15-15</td></tr><tr><td>max I scan</td><td colspan="3"></td></tr><tr><td>Name:</td><td colspan="3">LARES 241-QL18 SC.04 (IEN 7121) max cd 2018 at illA</td></tr><tr><td>Number:</td><td colspan="3">constant A 4.072A</td></tr><tr><td>Report:</td><td colspan="3"></td></tr><tr><td>Test no.:</td><td colspan="3"></td></tr><tr><td>Lamp type:</td><td colspan="3"></td></tr><tr><td>Lamp no.:</td><td colspan="3">SC.04</td></tr><tr><td>Lamp flux:</td><td>0 lm</td><td>Operator:</td><td>Qualilab</td></tr><tr><td>Voltage:</td><td>12.240 V</td><td>Date:</td><td>07/02/2018 9.38.19</td></tr><tr><td>Current:</td><td>4.072 A</td><td>File:</td><td>LARES 241-QL18 SC.04 (IEN 7121) max cd 2018 at illA</td></tr><tr><td>Comment:</td><td colspan="3">constant current 4.072 A measured with: Agilent DMM mod.U1253A Sn MY48430011</td></tr></table> <table><tr><th colspan="10">max I scan 25-25 15-15</th></tr><tr><th>Function</th><th>Mean</th><th>Max</th><th>I</th><th>H</th><th>V</th><th>Realm</th><th>H</th><th>V</th><th>N.O.K.</th></tr><tr><td>25L to 25R - 15D to 15U</td><td>0</td><td>0</td><td>(63.6) 63.3</td><td>(25.00°) 25.00° 1.00°</td><td>(15.00°) 15.00° 2.00°</td><td></td><td></td><td></td><td></td></tr></table>	Program:	max I scan 25-25 15-15			max I scan				Name:	LARES 241-QL18 SC.04 (IEN 7121) max cd 2018 at illA			Number:	constant A 4.072A			Report:				Test no.:				Lamp type:				Lamp no.:	SC.04			Lamp flux:	0 lm	Operator:	Qualilab	Voltage:	12.240 V	Date:	07/02/2018 9.38.19	Current:	4.072 A	File:	LARES 241-QL18 SC.04 (IEN 7121) max cd 2018 at illA	Comment:	constant current 4.072 A measured with: Agilent DMM mod.U1253A Sn MY48430011			max I scan 25-25 15-15										Function	Mean	Max	I	H	V	Realm	H	V	N.O.K.	25L to 25R - 15D to 15U	0	0	(63.6) 63.3	(25.00°) 25.00° 1.00°	(15.00°) 15.00° 2.00°				
Program:	max I scan 25-25 15-15																																																																														
max I scan																																																																															
Name:	LARES 241-QL18 SC.04 (IEN 7121) max cd 2018 at illA																																																																														
Number:	constant A 4.072A																																																																														
Report:																																																																															
Test no.:																																																																															
Lamp type:																																																																															
Lamp no.:	SC.04																																																																														
Lamp flux:	0 lm	Operator:	Qualilab																																																																												
Voltage:	12.240 V	Date:	07/02/2018 9.38.19																																																																												
Current:	4.072 A	File:	LARES 241-QL18 SC.04 (IEN 7121) max cd 2018 at illA																																																																												
Comment:	constant current 4.072 A measured with: Agilent DMM mod.U1253A Sn MY48430011																																																																														
max I scan 25-25 15-15																																																																															
Function	Mean	Max	I	H	V	Realm	H	V	N.O.K.																																																																						
25L to 25R - 15D to 15U	0	0	(63.6) 63.3	(25.00°) 25.00° 1.00°	(15.00°) 15.00° 2.00°																																																																										

	Test report n.	241-QL18-R02 ver. 0	 LAB N°1235 Membro degli Accordi di Mutuo Riconoscimento EA, IAF e ILAC Signatory of EA, IAF and ILAC Mutual Recognition Agreements
	Applicant	LARES di Claudio Lerici Regione Viazzi, 6 15010 Castelletto d'Erro (AL)	
	EUT/Type	Diffuse light source SC_04 (IEN 7121)	

APPENDIX IV	Photographs
 	